

Tire Changing Equipment



BOSCH

Invented for life



TC 752PRO Performance Changer



- ▶ The unit accommodates a large range of applications for wheels up to 32" diameter including run flats, low profiles, and PAX tires.
- ▶ Fluid hydraulic system utilizes robust hydraulic technology found in automotive lifts providing the most reliable and precise performance.
- ▶ Hydraulic mount/demount tools help prevent accidental rim damage by eliminating the need for a tire lever.
- ▶ Integrated control panel allows the technician to lift, clamp, and change tires effortlessly.
- ▶ Center post design mounting with standard quick-nut accommodates wheels 22" wide and tires up to 60" in diameter, depending on tire width.
- ▶ Tire and wheel match mounting is simple with the dual clamping rollers.
- ▶ Standard automotive and light truck cones are included.




No bulky tire lever – the unique mounting hook effortlessly secures and lifts the top bead of the rim. The bead gently glides off the rim as the turntable rotates.



The bottom bead is lifted over the rim for fast and easy demounting.



Air operated following arm travels with the tire keeping the top bead in the drop center for trouble-free mounting.



Integrated wheel lift with roller system raises the wheel onto the turntable. The turntable gently lowers the wheel on the center post for quick and accurate clamping.

TC 626THP High Performance Tire Changer



- ▶ Elite pneumatic tilt tower tire changer comes standard with the Accu-Pro Mounting Helper to install the most difficult tires on wheels up to 26".
- ▶ Automatic tilt tower combined with telescoping capability ensures maximum rigidity by eliminating tower flex.
- ▶ Powerful dual cylinder pneumatic mounting helper system (HP) assists in mounting and demounting low-profile and run-flat tires.
- ▶ Three-position bead-breaker with telescoping adjustments increase depth and width bead-breaking capacity.
- ▶ Square turntable allows for more bead loosening access.
- ▶ Inflation jets built into clamps ensure correct positioning for easy bead seating.
- ▶ TC 626THP is ideal for servicing Tire Pressure Monitoring Systems (TPMS).
- ▶ Unit is PAX approved with optional PAX Adapter Kit, part #SM102666.
- ▶ Safety Inflation System secures rim during inflation to help prevent operator injury and reduce shop liability.

Pneumatic Mounting Helper System (HP)

Standard on Models TC 626THP and TC 526THP



Integrated rollers and following arm are designed to apply three points of pressure to keep the top bead in the drop center and prevent accidental reseating while mounting difficult top beads.



Sturdy roller gently lifts bottom bead and securely guides it off the rim for effortless demounting, eliminating the need for a tire lever.

TC 326SFA Tire Changer



- ▶ Proven swing arm changer with 26" outside clamping capacity without the need for adapters.
- ▶ Designed to provide maximum rigidity and turntable torque.
- ▶ High performance mount/demount head with tire iron slot designed to provide an additional pressure point while mounting low profile tires.
- ▶ Features non-opposing adjustable jaws with inflation jets.
- ▶ Ideal for servicing Tire Pressure Monitoring Systems (TPMS).
- ▶ Standard Safety Restraint Inflation System and pressure limiter for increased safety during tire inflation.
- ▶ Includes the Zeppa Bead Depressor tool (#SM103261) for mounting low profile tires.



Model TC 326S Swing arm tire changer is available without the articulating following arm.



Adjustable bead breaker shaft with telescoping adjustments increases wheel width and tire diameter capacities.



Articulating Following Arm (FA) assist ensures top bead remains in the bead center when mounting difficult tires and prevents accidental bead reseating.

TC 320S Tire Changer



- ▶ Classic swing arm design with outside clamping capacity up to 21"
- ▶ High performance mount/demount head with tire iron slot for an extra pressure point while mounting low profile tires
- ▶ Non-opposing jaws with built-in inflation jets
- ▶ Three position telescopic bead breaker for large rims and tires



Standard Safety Inflation System secures rim while pressure regulator limits inflation pressure to help prevent operator injury and decrease shop liability.

Specifications and Features

	TC 320S	TC 326S	TC 326SFA	TC 526T	TC 526THP	TC 626THP	TC 732PRO	TC 752PRO
Inside Clamping	12-23"	12-28"	12-28"	12-28"	12-28"	12-28"	8-32"	8-32"
Outside Clamping	10-21"	10-26"	10-26"	10-26"	10-26"	10-26"	8-32"	8-32"
Rim/Tire Width**	10"	12"	12"	15"	15"	15"	22"	22"
Rim Width	15"	15"	15"	15"	15"	15"	22"	22"
Tire Diameter*	40"	44"	44"	40"	40"	40"	60"	60"
Bead-Breaker Capacity	16"	18"	18"	18"	18"	18"	N/A	N/A
Air Pressure	120-170 lbs	120-170 lbs	120-170 lbs	120-170 lbs	120-170 lbs	120-170 lbs	120-170 lbs	120-170 lbs
HP Motor	1	1	1	1	1	1	2	2
Electric Requirement	120v 20A	120v 20A	120v 20A	120v 20A	120v 20A	120v 20A	220v 1ph	220v 1ph
Weight	500 lbs	500 lbs	700 lbs	500 lbs	750 lbs	900 lbs	1200 lbs	1400 lbs
Width	30"	30"	37"	30"	40"	40"	60"	60"
Depth	47"	37½"	37½"	47"	47"	47"	65"	65"
Height	68"	74"	74"	72"	72"	72"	72"	72"
Swing Arm	X	X	X					
Tilt Tower				X	X	X		
Center Post							X	X
Dual Cylinder Mount Helper (Accu-Pro)					X	X	N/A	N/A
Telescoping Tower						X	N/A	N/A
Telescoping Bead-Breaker	X	X	X	X	X	X	N/A	N/A
3-Position Bead-Breaker		X	X	X	X	X	N/A	N/A
Non-opposing Jaws	X	X	X	X	X	X	N/A	N/A
Adjustable Jaws		X	X	X	X	X	N/A	N/A
Inflation Jets Move With Jaws	X	X	X	X	X	X	N/A	N/A
Slotted Mount Head For Low-Profile Tires	X	X	X	X	X	X	N/A	N/A
Safety Restraint Inflation System	X	X	X	X	X	X		
Powder Coat Finish	X	X	X	X	X	X	X	X
Standard Quick-nut							X	X
Integrated Wheel Lift							X	X
Michelin PAX Approved					X	X	X	X
Fluid Hydraulic System							X	X
Five-Year Transmission Warranty	X	X	X	X	X	X	X	X

*Tire Diameter is dependent on tire width

**Rim Width is dependent on rim offset

TC 526THP High Performance Tire Changer




Model TC 526THP is available without the pneumatic mounting helper system as Model TC 526T.


- ▶ High-end tire changer with manual tilt tower provides outside clamping up to 26".
- ▶ Heavy tower and cabinet provide maximum rigidity saving wheels from damage by eliminating tower flex.
- ▶ Non-opposing adjustable jaws feature embossed dimension making rim clamping faster and more accurate.
- ▶ Powerful dual cylinder pneumatic mounting helper system (HP) assists in mounting and demounting low-profile and run-flat tires.
- ▶ Three-position bead breaker with telescoping adjustments increases depth and width bead breaking capacity.
- ▶ Inflation jets built into clamps ensure correct positioning for easy bead seating.
- ▶ TC 526THP is ideal for servicing Tire Pressure Monitoring Systems (TPMS).
- ▶ Unit is PAX capable with optional PAX Adapter Kit, part #SM102666.
- ▶ Safety inflation system secures rim during inflation to help prevent operator injury and reduce shop liability.



Replaceable plastic inserts protect the rim surface from metal contact to prevent accidental damage.



Standard jaw protectors securely lock into place for added rim protection.




Non-opposing adjustable jaws with built-in inflation jets feature embossed dimensions for faster and more accurate clamping.

TC 732PRO Ultra Performance Changer



- ▶ Toughest overall tire changer in the industry
- ▶ Extreme versatility – easily change run-flat, low-profile, and Z-rated tires to 4X4 mud tires
- ▶ Fluid hydraulic system with the same robust hydraulic technology found in automotive lifts providing the most reliable and precise performance
- ▶ Faster, stronger, and more reliable than air hydraulic systems
- ▶ Largest range capacity in the market, up to 60" tire diameter
- ▶ Moving turntable to accommodate a wider range of wheels and tires
- ▶ Integrated wheel lift with rollers for extra assistance
- ▶ Simple operation for quick and easy technician training
- ▶ User-friendly hand control panel and precision foot controls
- ▶ Convenient tool storage bins keep tools within technician's reach
- ▶ Includes the standard light truck cone and spacer adapters



Ideally positioned dual clamping rollers allow the user to effortlessly break tire beads.

Tire match mounting can be easily and quickly performed utilizing dual clamping rollers.



Center post design with standard quick-nut allows for accurate wheel clamping up to 32".



Three points of depression are essential in mounting low profile and run-flat tires. The mounting head works with the roller to guide the top bead into the drop center while the following arm rotates with the tire to ensure it remains in the drop center for trouble-free mounting.



Recommended optional Reverse Drop Center Adapters for properly changing reverse drop center wheels.

5-Lug adapter – part #30000245
6-Lug adapter – part #30000250
8-Lug adapter – part #30000255

Complete Reserve Drop Center Adapter Kit available, part #30000275, includes Plates, Studs, Application Chart and Storage Cart.

Make Bosch Your Single Source

Bosch offers a complete line of both high quality wheel service equipment, and state-of-the-art diagnostic and test equipment, as well as all the necessary software. These professional and precise undercar and underhood products are designed to help keep your repair shop operating at peak efficiency, helping you to maximize your profitability. For more information, please visit www.boschdiagnostics.com, or call **1-800-321-4889**, ext. 4, then select option 4.

Wheel Service Equipment

- ▶ Brake Lathes
- ▶ Tire Changers
- ▶ Wheel Aligners
- ▶ Wheel Balancers
- ▶ Nitrogen Tire Filling System

Diagnostic Test Equipment

- ▶ Scan Tools
- ▶ J2534 Reprogrammers
- ▶ Battery Test Modules
- ▶ Engine Analyzers/Scopes/Meters
- ▶ A/C Refrigerant Handling System
- ▶ Noise Vibration Harshness Analyzer



BOSCH

Invented for life

Robert Bosch LLC
11126 Air Park Road
Ashland, VA 23005

www.boschdiagnostics.com

**For Customer Support
Call 800-551-2228**

BOSCH is a trademark licensed by Robert Bosch GmbH and/or its affiliated entities.
© 2009 Robert Bosch LLC, USA. All rights reserved.